

# DormSmart's Dorm Room Checklist

## "What to Bring & How to Pack in 3 Easy Steps"

This dorm room checklist includes the essentials for campus living plus a few tasks for college bound students to complete prior to move-in day! While it may seem like a lot to pack, many items suggested are dorm sized and easily stored, leaving room to spare.

### Steps:

1. Print Dorm Room Checklist. (Check your school housing info and make any necessary adjustments to your checklist.)
2. Make room in your home to store your college dorm essentials as you acquire them. (Tip: Save money, pack the items you have at home first. For items you must buy, shop early to give yourself time to check purchases and make returns.)
3. Inventory as you pack for quick access. For example, if you pack sheets in Box #1, write Box #1 next to that item on your checklist. (Tip: Use your dorm room checklist as an inventory for your College Property Insurance Policy.)

 <b>Dorm Room Cooking / Eating Supplies</b>				
<input checked="" type="checkbox"/>		Box #	<input checked="" type="checkbox"/>	Box #
	UL Listed Compact Refrigerator or Microwave Refrigerator Combo - CHECK WITH ROOMMATE			UL Listed Auto Shutoff Small Coffeemaker (NO Hotplate) - CHECK WITH ROOMMATE
	Dorm Dishes (Non-breakable, BPA Free, and Microwavable) - 2 dinner plates, 2 small plates, and 2 bowls			4 Glasses (Non-breakable)
	2 Water Bottles			Insulated Travel Cup
	Water Pitcher (Make sure it fits in your dorm size refrigerator.)			Eating Utensils - 2 forks, 2 teaspoons, 2 tablespoons, and 2 knives
	Microwavable Cookware (BPA Free)			Storage Containers (BPA Free. Square containers save space.)
	Can Opener			Chip Clips
	Measuring Cup			Measuring Spoons
	Paring Knife or Peeler			Pizza Cutter
	Salad / Spaghetti Tongs			Small Funnel
	Spatula / Turner			Strainer / Colander (Collapsible saves space.)

	Check to see if dorm sink needs a stopper - CHECK WITH ROOMMATE			Dish Scrubber	
	Dish Liquid			2 Pot Holders	
	2 Dish Towels			Trash Bin	
	Trash Bags			Paper Towels	
	Paper Plates and Plasticware (Great for move-in weekend.)			Dorm Food / Bulk Snacks (Saves money!)	
	Coffee and Coffee Filters OR Coffee Pods			Other Bulk Drinks (i.e. sodas, water... store them under your bed)	
	Freezer / Storage Bags (One box of large and small bags to store food, toothbrush, and toiletries...)				

 **Dorm Room Bedding Essentials (Check Mattress Size with College)**

<input checked="" type="checkbox"/>		Box #	<input checked="" type="checkbox"/>		Box #
	2 Sheet Sets (Remember extra pillowcases.)			Blanket	
	Duvet and Duvet Cover OR Comforter Set			Mattress Cover (Bedbug Protection)	
	Mattress Pad			Foam Topper	
	Pillows (Lots of pillows for sleeping and to turn your dorm room bed into daytime seating.)			Soft Throw (For lounging around your dorm room or outdoor events.)	

 **Dorm Room Cleaning Supplies**



<input checked="" type="checkbox"/>		Box #	<input checked="" type="checkbox"/>		Box #
	UL Listed Compact Vacuum Cleaner (consider bagless or 2 in 1 unit that includes a handheld for quick clean up) - CHECK WITH ROOMMATE			Bucket with lid to store cleaning and laundry products safely.	
	Cleaning Products (Bring a few old cleaning rags.)			Toilet Brush (only necessary if you have an in-suite bathroom.) - CHECK WITH ROOMMATE	

 **Computing**



<input checked="" type="checkbox"/>		Box #	<input checked="" type="checkbox"/>		Box #
	2 Ethernet Cables 14ft and 25ft (Use when wireless doesn't work. Run 1 cable			Computer Requirements (Get compatibility requirements from your school.)	

	to the desk and 1 to the bed.)				
	Laptop / Tablet Sleeve (Protect your computer when running around campus.)			Computer Bag / Book bag (Purchase a bag that will hold both your school supplies and computer.)	
	UL Listed Surge Protectors with Overload Protection (Flat plugs save space.)			Compact Printer with Cable (Optional. Great for procrastinators.) - CHECK WITH ROOMMATE	
	Ink and Paper for Printer (Optional) - CHECK WITH ROOMMATE				

### Dorm Room Decor

		Box #			Box #
	Dorm Room Area Rug - CHECK WITH ROOMMATE			Photos from home (Consider a digital photo frame to display your photos and save space.)	
	Lightweight Message Boards (White, cork, chalk, or memory boards are great choices.)			Accessories for Message Boards (i.e. dry erase markers, chalk, and an eraser...)	
	3M Command Strips for hanging wall decor (Save your dorm room deposit!)			Wall Decor (Removable and reusable wall decals look great and save your deposit! Don't forget a break resistant mirror.)	

### Dorm Room Electronics (UL Listed)

		Box #			Box #
	Alarm Clock (Whenever possible, multipurpose to save space. Consider using the alarm on your cell phone.)			Portable Music Player	
	Small TV / Blu-ray OR DVD Combo - CHECK WITH ROOMMATE			Noise Canceling Headphones for TV / Blu-ray OR DVD Combo and Portable Music Player (Residence halls can be noisy.)	
	Cable Splitter (In case you don't want to share a TV with your roommate.)			Extra Cable (You may need extra cable depending upon where the cable outlet is located in your dorm room.)	
	Extension Cords (Flat plugs save space.)			Phone / Answering System (DECT 6.0 prevents wireless interference.) - CHECK WITH ROOMMATE	
	UL Listed Air Cleaner (Optional. Consider filter free.) - CHECK WITH ROOMMATE			UL Listed Fan (Optional) - CHECK WITH ROOMMATE	
	Pest Control (Optional. Depends on school policy and location.) - CHECK WITH ROOMMATE			UL Listed Desk Lamp (NO halogen)	

UL Listed Bedside Table Lamp (NO halogen)		Removable Tap Lights for closet, if needed.	
Inexpensive Camera		Chargers for Electronics	
Extra Batteries			

 **Dorm Room Furniture – Check to see what your school provides for students.**

<input checked="" type="checkbox"/>	Box #	<input checked="" type="checkbox"/>	Box #
Bedside table that includes shelving or additional storage, such as a trunk cube, to maximize space.		Comfortable Desk Chair (Check with your school.)	
Additional Seating (If room permits.)		Bed or desk if none provided by school. (Check housing policy before investing in furniture.)	

 **Laundry / Ironing Supplies**

<input checked="" type="checkbox"/>	Box #	<input checked="" type="checkbox"/>	Box #
UL Listed 3-Way Auto Shutoff Iron - CHECK WITH ROOMMATE		Ironing Board - CHECK WITH ROOMMATE	
Hangers (Approximately 4 dozen - hanging clothes saves space!)		Folding Clothing Dry Rack (Optional. Great for drying sweaters or fine washables.)	
Sweater / Delicates Wash Bag Set (Optional. Extending the life of your clothes saves money.)		Laundry Staples (i.e. detergent, softener or dryer balls, color bleach, and stain remover...)	
Lint Roller		Sewing Kit	
Laundry Hamper (i.e. Pop Up, Folding, or Backpack...)			

 **Dorm Room Safety / Personal Security / Health Supplies / Tool Kits**

<input checked="" type="checkbox"/>	Box #	<input checked="" type="checkbox"/>	Box #
First Aid Kit		Flu / Cold Medicines / Cough Drops / Thermometer (For when you feel too sick to get out of bed.)	
Pain Relief Medicine		Multi-vitamins or Vitamin C (Stay healthy!)	
Anti-bacterial Hand Sanitizer (Always use after class or lab... before touching your face or food!)		Prescriptions (Don't forget to pack your prescriptions!)	
Laptop Lock		Bicycle Lock	

Dorm Room Safe			Defensive Spray or Alarm (Check your school regulations or state laws prior to purchasing mace or pepper spray.)	
Flashlight			Key Chain	
Compact Tool Kit			Rain Poncho	
Umbrella			Rain Boots (A must have in areas like New Orleans.)	
Sun Screen			Sun Hat (If you participate in an outdoor activity, take a hat or two for hotter climates.)	

### Dorm Room Shower / Bath Supplies

<input checked="" type="checkbox"/>	Box #	<input checked="" type="checkbox"/>	Box #
Waterproof Shower Bag or Caddy (Bring one that dries quickly and won't slime up on you!)		MINIMUM of 2 bath towels or bath sheets, 2 hand towels, 2 washcloths or shower scrubbies.	
Spa Wrap or Robe		Slippers	
Shower Shoes (Pick up a pair of flip flops with good traction and save a little money.)		Shower Curtain, if needed - CHECK WITH ROOMMATE	
Bath Mat, if needed - CHECK WITH ROOMMATE		Hair Appliances (i.e. blow dryer, flat iron, curling iron...)	
Hair Products (i.e. shampoo, conditioner, styling products...)		Razors	
Shaving Cream		Shower Soap	
Toothbrush / Toothbrush Holder		Toothpaste	
Mouthwash		Dental Floss	
Deodorant		Foot Powder (For sports, marching band, cheerleading activities... be kind to your dorm mate!)	
Q-tips		Tweezers	
Manicure Kit		Air Freshener / Neutralizer	
Extra Toilet Paper		Tissues	
Personal Toiletries (i.e. makeup, perfume, cologne... and those other personal items.)			

## Dorm Room Storage

<input checked="" type="checkbox"/>	Box #	<input checked="" type="checkbox"/>	Box #
Storage Bins (Use collapsible or folding storage bins on shelves, under your bed, and in your closet...)		College Trunk (Optional for secure storage, travel, and extra seating...)	
Under Bed Storage (i.e., a Smart Storage Cart for easy access and organization.)		Bed Risers (Check inside dimensions. Square shaped works best for dorm bed posts.)	
Hanging Storage for closet. (Check your closet dimensions before purchasing organizers.)		Storage Caddies (Optional. Store school supplies, hair appliances, or makeup... everything!)	
Storage Hooks for dorm room closet door. (Holds book bags, purses, jackets, and wet towels...)		Space Bags (Optional. Save space by minimizing bulky clothing or blankets when not in use.)	
Clothing Bag (Optional. Store your business suit. Take one professional outfit for special activities.)			

## Getting Around Campus

<input checked="" type="checkbox"/>	Box #	<input checked="" type="checkbox"/>	Box #
Bicycle (Bring an inexpensive bicycle to get around on or near campus.)		Bicycle Accessories (i.e. helmet, bike lock, basket, tire patch kit, and small air pump...) Tip: A plastic shopping bag tied over the seat when not in use keeps your butt dry on rainy days.	

## School Supplies

<input checked="" type="checkbox"/>	Box #	<input checked="" type="checkbox"/>	Box #
6 College Ruled Notebooks		6 Folders	
6 Report Covers		Stapler	
Staples		Staple Remover	
3 Hole Punch		Scissors	
Index Cards		Tape Dispenser	
Tape		Push Pins	
Post it Notes		Pens (Red, Black, Blue)	
#2 Mechanical Pencils		Erasers	

Highlighters			Ruler	
Calculator			Rubber Bands	
Paper Clips			Binder Clips	
Desk Organizers			Academic Planner	

### Everything Else

<input checked="" type="checkbox"/>	Box #	<input checked="" type="checkbox"/>	Box #
Proof of Health Insurance			Immunization Records
Accident / Theft Insurance			Create and carry an Emergency Contact Card
Check your cell phone coverage area and adjust plan if needed. Don't forget to pack your charger.			Setup a Bank Account / Get a Bank Card
Establish a Monthly Budget			Add money to your college / university card for campus purchases, services, and laundry.
Only take coins if your college does not have a card system.			Register your bicycle.
If taking a vehicle, remember to register your vehicle with your school and get a parking permit.			Pack a few cool weather items such as a coat and jacket... Cool days happen in the summer and early fall!
Equipment for activities (i.e. music, sports, cheerleading...)			YOUR CLOTHES! Make a list of everything you'll need first then pack them up! (If your campus has a recreational facility, you need to bring your workout clothes, swimsuit, and a beach towel. Don't pack expensive jewelry.)
Luggage for travel over school breaks.			You may want to pack a small air mattress and extra blanket or sleeping bag for overnight company.

### Moving Your Dorm Stuff

<input checked="" type="checkbox"/>	Box #	<input checked="" type="checkbox"/>	Box #
If needed, reserve your moving trailer / transport early! Don't forget a dolly.			Purchase moving supplies such as boxes, packaging materials, tape, and a sharpie marker.

## Move-in Weekend Planning Tip:

Move-in weekend is BUSY! There are thousands of boxes arriving on campus and many students trying to locate those boxes. If possible, it is best to purchase dorm room supplies early, pack them in an orderly fashion, and accompany them to their final destination... your dorm room. If you do ship your dorm room supplies directly to your college campus, remember to use your campus shipping address and give yourself ample time to locate your items during move-in weekend.

Bottom line... you need as much time as possible to get settled into your dorm room on move-in weekend while participating in all the mandatory activities. So be smart, allow your family to help you get organized and settled into your new home. It will make the transition to college life much easier for everyone. Don't forget your dorm room checklist!